

Private

Massive Sandpit

Planning and building a massive sandpit with sunscreen

build - v1.00

next project light - v5.0.02



Complexity: small project
Project Type: others
Project Phase: idea

Project Owner: Peschke U.
Project Manager: Peschke A.
Version: 1.0
Reporting Date: 06.04.2010
Baseplan Saved: 06.04.2010

Project Assignment

Massive Sandpit

Start Event: Decision made about what type of sandpit we want	Start Date*: 05.04.2010
End Event: First sandcastle built in the sandpit	End Date*: 18.06.2010

Objectives:

- 1 Appealing sandpit in our own garden, available for several years
- 2 Sandpit is different from other sandpits (one of a kind)
- 3 Sandpit is sunken into the ground
- 4 Sandpit can easily and quickly be shaded and covered
- 5 Sandpit only marginally gets in the way of lawnmowing
- 6 Family is proud to own this sandpit, Paul loves to play in the sandpit by himself and with friends

Non-Objectives:

- 1 Simple removal of the sandpit
- 2 Organizing sandpit toys
- 3 Organising and celebrating an opening ceremony
- 4 Extensive detail analysis and evaluation of alternative standard models

Critical Factors for Success and Main Risks:

Main Tasks*:		Resources / Costs*:		
Description	Date	Cost Types	Efforts (md)	Costs (€)
Projektmanagement, Analyse und Konzeption, Planung und Phase 1		Personalkosten	16,1	
		Sonstige Kosten		700
		SUM	16,1	700
		* Cost Rate		€ per md

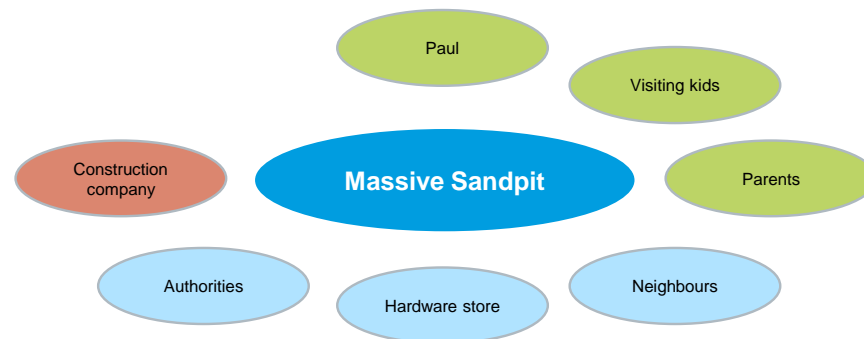
Project Owner: Peschke U.	Project Manager: Peschke A.
PM Team:	
- Peschke H. grandfather	- Geist Ch. grandmother
- Peschke U. grandmother	- Geist F. grandfather
- Peschke P. son	

..... not signed
Peschke U., (Project Owner)

..... not signed
Peschke A., (Project Manager)

Project Stakeholder Analysis

Massive Sandpit



■ supporting

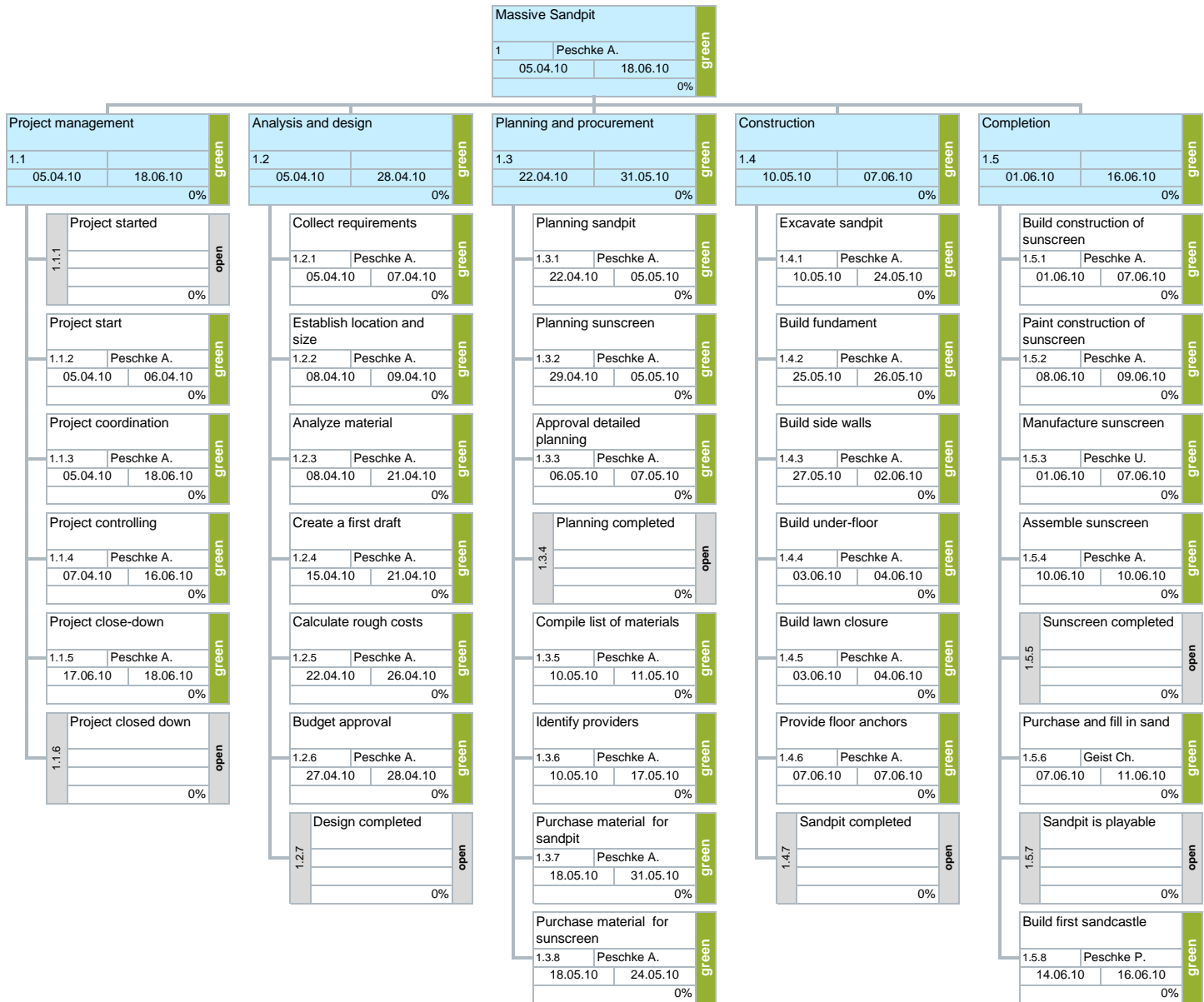
■ neutral

■ critical

Stakeholder/Projects	Evaluation	Relation	Measures	Responsibility	Date
Paul	supporting	excited for a sandpit, doesn't care which type, wants to help build it	Can help with some steps (e.g. fill in sand).	Peschke A.	continuous
Visiting kids	supporting	also excited, possibility of sand leaving the pit and being flooded	Plan transition range so that sand does not damage the lawn.	Peschke A.	Planning
Parents	supporting	Sandbox is intended to meet the needs of children primarily, but also leave room for other things and still be presentable and practical.	Talk about location and size, consider coverage, sunscreen, material, etc.	Peschke A.	Planning
Neighbours	neutral	Basically no legal problems expected, but shade, noise, dirt, etc. should not harm the relationship to the neighbours.	No coordination planned regarding planning or letting them in, etc.		
Hardware store	neutral	No relation to specific projects, but offer advice and building material.	Organize relevant advisors and check materials, lowest bid, conditions.	Peschke A.	Planning and procurement
Authorities	neutral	Should not be a problem, since there are no relevant structural measures.	No verification of information to authorities and no official channels planned.		
Construction company	critical	Construction company that has gone bankrupt has some leftover materials. However, these are certainly legally owned by the trustee in bankruptcy.	Sand and gravel for concrete usable for burnishing in small amounts. Basically, building materials are purchased at the hardware store.	Peschke A.	procurement

Project Work Breakdown Structure

Massive Sandpit



Project Milestone Plan

Massive Sandpit

WBS Code	Milestone Description	Base Dates	Current Dates	Actual Dates
1.2.7	Design completed			
1.3.4	Planning completed			
1.1.6	Project closed down			
1.1.1	Project started			
1.4.7	Sandpit completed			
1.5.7	Sandpit is playable			
1.5.5	Sunscreen completed			

Project Gantt Chart

Massive Sandpit



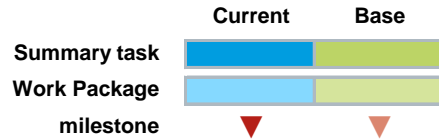
WBS Code - Description	Dates		Progress	Apr 10							May 10					Jun 10				Jul 10	
	Start	End		W11	W12	W13	W14	W15	W16	W17	W18	W19	W20	W21	W22	W23	W24	W25	W26	W27	
1 - Massive Sandpit	05.04.10	18.06.10	0%																		
	05.04.10	18.06.10																			
1.1 - Project management	05.04.10	18.06.10	0%																		
	05.04.10	18.06.10																			
1.1.1 - Project started (M)			0%																		
1.1.2 - Project start	05.04.10	06.04.10	0%																		
	05.04.10	06.04.10																			
1.1.3 - Project coordination	05.04.10	18.06.10	0%																		
	05.04.10	18.06.10																			
1.1.4 - Project controlling	07.04.10	16.06.10	0%																		
	07.04.10	16.06.10																			
1.1.5 - Project close-down	17.06.10	18.06.10	0%																		
	17.06.10	18.06.10																			
1.1.6 - Project closed down (M)			0%																		

WBS Code - Description	Dates		Progress	Apr 10							May 10					Jun 10				Jul 10	
	Start	End		W11	W12	W13	W14	W15	W16	W17	W18	W19	W20	W21	W22	W23	W24	W25	W26	W27	
1.2 - Analysis and design	05.04.10	28.04.10	0%																		
	05.04.10	28.04.10																			
1.2.1 - Collect requirements	05.04.10	07.04.10	0%																		
	05.04.10	07.04.10																			
1.2.2 - Establish location and size	08.04.10	09.04.10	0%																		
	08.04.10	09.04.10																			
1.2.3 - Analyze material	08.04.10	21.04.10	0%																		
	08.04.10	21.04.10																			
1.2.4 - Create a first draft	15.04.10	21.04.10	0%																		
	15.04.10	21.04.10																			
1.2.5 - Calculate rough costs	22.04.10	26.04.10	0%																		
	22.04.10	26.04.10																			
1.2.6 - Budget approval	27.04.10	28.04.10	0%																		
	27.04.10	28.04.10																			
1.2.7 - Design completed (M)			0%																		
1.3 - Planning and procurement	22.04.10	31.05.10	0%																		
	22.04.10	31.05.10																			
1.3.1 - Planning sandpit	22.04.10	05.05.10	0%																		
	22.04.10	05.05.10																			

WBS Code - Description	Dates		Progress	Apr 10							May 10					Jun 10				Jul 10	
	Start	End		W11	W12	W13	W14	W15	W16	W17	W18	W19	W20	W21	W22	W23	W24	W25	W26	W27	
1.3.2 - Planning sunscreen	29.04.10 29.04.10	05.05.10 05.05.10	0%																		
1.3.3 - Approval detailed planning	06.05.10 06.05.10	07.05.10 07.05.10	0%																		
1.3.4 - Planning completed (M)			0%																		
1.3.5 - Compile list of materials	10.05.10 10.05.10	11.05.10 11.05.10	0%																		
1.3.6 - Identify providers	10.05.10 10.05.10	17.05.10 17.05.10	0%																		
1.3.7 - Purchase material for sandpit	18.05.10 18.05.10	31.05.10 31.05.10	0%																		
1.3.8 - Purchase material for sunscreen	18.05.10 18.05.10	24.05.10 24.05.10	0%																		
1.4 - Construction	10.05.10 10.05.10	07.06.10 07.06.10	0%																		
1.4.1 - Excavate sandpit	10.05.10 10.05.10	24.05.10 24.05.10	0%																		
1.4.2 - Build fundament	25.05.10 25.05.10	26.05.10 26.05.10	0%																		

WBS Code - Description	Dates		Progress	Apr 10							May 10					Jun 10					Jul 10	
	Start	End		W11	W12	W13	W14	W15	W16	W17	W18	W19	W20	W21	W22	W23	W24	W25	W26	W27		
1.4.3 - Build side walls	27.05.10	02.06.10	0%																			
	27.05.10	02.06.10																				
1.4.4 - Build under-floor	03.06.10	04.06.10	0%																			
	03.06.10	04.06.10																				
1.4.5 - Build lawn closure	03.06.10	04.06.10	0%																			
	03.06.10	04.06.10																				
1.4.6 - Provide floor anchors	07.06.10	07.06.10	0%																			
	07.06.10	07.06.10																				
1.4.7 - Sandpit completed (M)			0%																			
1.5 - Completion	01.06.10	16.06.10	0%																			
	01.06.10	16.06.10																				
1.5.1 - Build construction of sunscreen	01.06.10	07.06.10	0%																			
	01.06.10	07.06.10																				
1.5.2 - Paint construction of sunscreen	08.06.10	09.06.10	0%																			
	08.06.10	09.06.10																				
1.5.3 - Manufacture sunscreen	01.06.10	07.06.10	0%																			
	01.06.10	07.06.10																				
1.5.4 - Assemble sunscreen	10.06.10	10.06.10	0%																			
	10.06.10	10.06.10																				

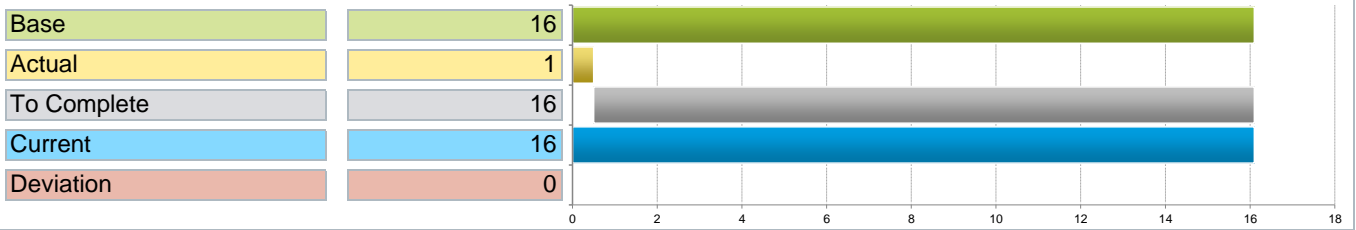
WBS Code - Description	Dates		Progress	Apr 10							May 10					Jun 10				Jul 10	
	Start	End		W11	W12	W13	W14	W15	W16	W17	W18	W19	W20	W21	W22	W23	W24	W25	W26	W27	
1.5.5 - Sunscreen completed (M)			0%																		
1.5.6 - Purchase and fill in sand	07.06.10 07.06.10	11.06.10 11.06.10	0%																		
1.5.7 - Sandpit is playable (M)			0%																		
1.5.8 - Build first sandcastle	14.06.10 14.06.10	16.06.10 16.06.10	0%																		



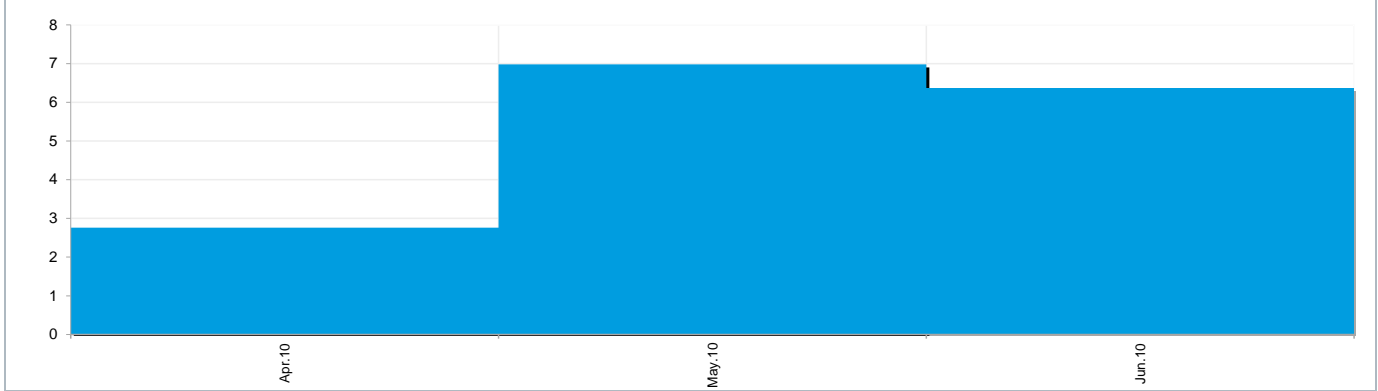
Resources & Costs

Massive Sandpit

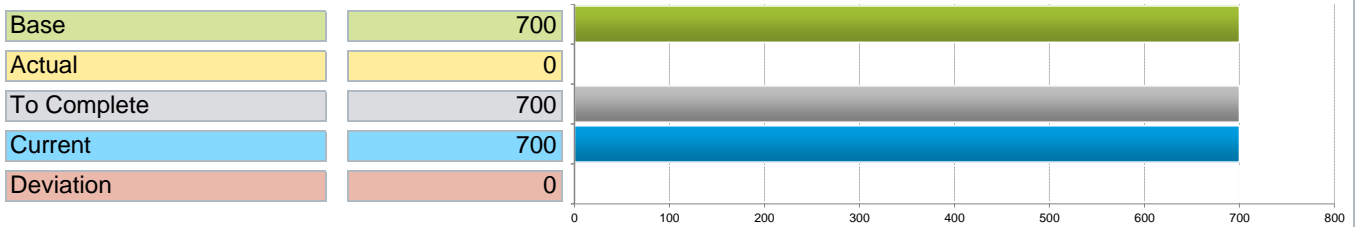
Overview Resources



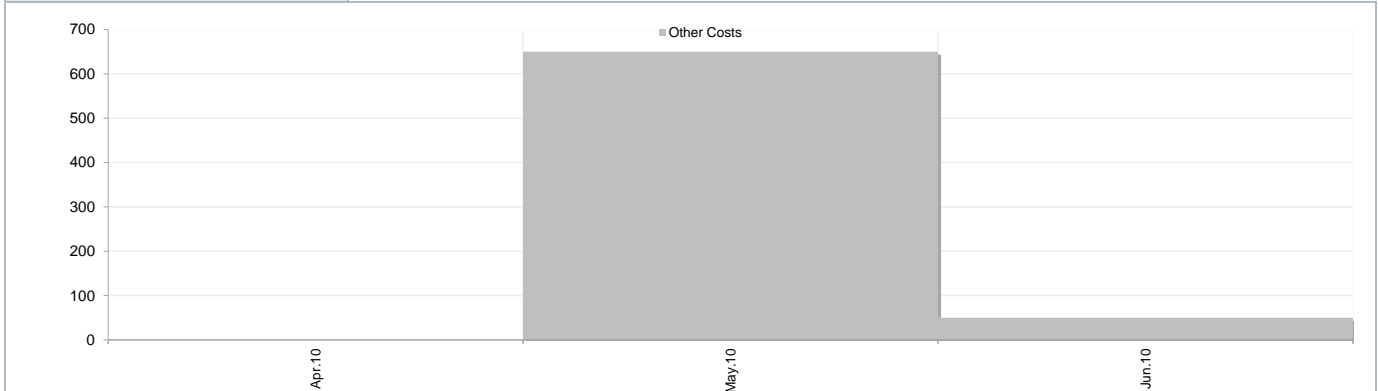
Resource Distribution



Overview Costs

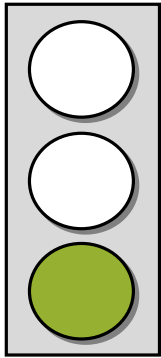


Cost Distribution



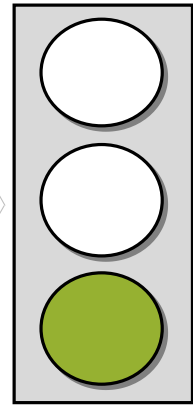
Status Report

Massive Sandpit - 06.04.2010



Overview

[Empty content area for overview]



06.04.2010

Soft Facts	
Team	
Stakeholder	

Hard Facts			
Progress and Deviation to Current Plan (in %)			
	Actual	Current	Base
Scope	0%	100%	100%
Dates	05.04.2010 06.04.2010	05.04.2010 18.06.2010	05.04.2010 18.06.2010
Resources (md)	1	16	16
Costs (€)	0	700	700

0% 20% 40% 60% 80% 100% 120%

■ Base ■ Actual ■ Current

Further Steps		
Decisions / Tasks	Responsibility	Date
further steps		
decisions / tasks	responsibility	dates

Project Close Down Report

Massive Sandpit



Overall Impression

Reflection: Objectives

Objectives of the project assignment	++	+	-	--
1 Appealing sandpit in our own garden, available for several years				
2 Sandpit is different from other sandpits (one of a kind)				
3 Sandpit is sunken into the ground				
4 Sandpit can easily and quickly be shaded and covered				
5 Sandpit only marginally gets in the way of lawnmowing				
6 Family is proud to own this sandpit, Paul loves to play in the sa ...				

Reflection: Management

Reflection: Scope/Dates

Reflection: Resources/Costs

Reflection: Organisation/Communication

Performance Review

Lessons Learned

Plann. of Remaining Tasks & Post Project Activities

To Do	Responsib.	Dates

.....
Peschke U., (Project Owner)

.....
Peschke A., (Project Manager)

To Do List

Massive Sandpit

No.	WBS	Description	Responsibility	Date	Status
1					
2					
3					
4					
5					